



Frankston
RSL



2020 ANNUAL REPORT

RSL COMMITTEE

In 2020, the Frankston RSL committee comprised of eight members following the AGM.



KEVIN HILLIER OAM
PRESIDENT
Retired
Finance & Development
Governance
Veterans Centre
Events
Joined 2008



JOHN BARRY
VICE PRESIDENT
MFB Fire-Fighter
Governance
Community
Events
Volunteers
Joined 2015



BRIAL HILL CSC
TREASURER
Retired
Finance & Development
Governance
Audit/Risk Management
Veterans Centre
Sub-Groups
Joined 2018



BRENT CLYNE
SECRETARY
Retired
Finance & Development
Governance
Wellbeing Officer
Veterans Centre
Joined 2004



KELVIN PARK
COMMITTEE
Retired
Vietnam Veterans
Hospital Visits Group
Veterans Centre
Joined 2019



LYN LYNCH
COMMITTEE
Laboratory Assistant
Community Events
Appeals
Joined 2014



TONY GRICE
COMMITTEE
Retired
Wellbeing Officer
Joined 2020



PETER KERLEY
COMMITTEE
Retired
Appeals
Joined 2020



Rob Morrison
GENERAL MANAGER
SINCE 2006

MANAGEMENT



Annemaree Kelly
OPERATIONS MANAGER
SINCE 1994



Liesl New
ADMINISTRATION & IT MANAGER
SINCE 2011



Lynda Leverington
FINANCE MANAGER
SINCE 2007



Jodie Armitage
BAR & GAMING MANAGER
SINCE 2015



Nathan Tracy
EXECUTIVE CHEF
SINCE 2016



Wendy Broks
FRONT OF HOUSE MANAGER
SINCE 2006

CONTENTS

RSL COMMITTEE & MANAGEMENT	2
PRESIDENT'S REPORT	4-5
GENERAL MANAGER'S REPORT	6
VENUE DEVELOPMENT	7
OUR COMMUNITY	7
FINANCIAL REPORT	8-21
WELFARE	22
VALES	23
LIFE MEMBERS	23



P R E S I D E N T ' S R E P O R T



KEVIN HILLIER OAM

"Notwithstanding the disruption by COVID19, We continued on with our core responsibilities of caring for our veterans and continued, in a reduced manner, our community support.."

2020 started out to be wonderful year following on from our centenary celebrations and proposed development of the premises but what happened!

Notwithstanding the disruption by COVID19, the committee and management looked at three ways of doing our business during the shutdown of the club and they were:

We continued on with our core responsibilities of caring for our veterans,

We continued in a reduced manner our community support, and

We shut down the business and got on with the renovation.

Caring for our veterans was done by contacting those over 80 via phone calls to see if they needed assistance, and also using our Well Being Advocates to assist as required. I thank the committee, staff and volunteers for making the phone calls throughout the year, and our Advocates for continuing their assistance under difficult circumstances.

Any financial support we would usually provide for community organizations was severely restricted, but greatly appreciated by those who we were able to receive limited funding.

Finally we closed down the business to get on with the renovation, and what a revelation that became.

Whilst we were assured we would be able to trade during the renovation it became very obvious that it would have been extremely difficult.

There has been one underlying factor in the ability to carry out these functions, and that is we have an excellent management team who had built up such a quality reserve of funds that we were able to continue on unheeded. All staff were considered and cared for during the shutdown, and I am pleased to say that most have returned, grateful for the communications and assistance given throughout that time.

I am grateful of those who on ANZAC Day and Remembrance Day attended the Frankston War Memorial for an unannounced short service.



(Above: small wreath laying service held at dawn by Committee on ANZAC Day)

Also throughout Frankston and the rest of Australia, there were many dawn services held at the top of driveways to abide by social distancing.



(Cadet members marking ANZAC Day Dawn Services in their driveways)

Whilst these are two of the occasions for the public to commemorate the service of our veterans, I must remind some that we commemorate their service every night at 6pm within the club with the Ode and Last Post.

The ANZAC Appeal was almost nonexistent in 2020, but the Poppy Appeal got under way, also in difficult circumstances. I do thank our new Appeals Coordinator, Peter Kerley and his volunteers for their work during this event.

It should be noted that Frankston excelled in the Poppy appeal, out collecting all other clubs in the state, to the point that we were asked to explain how we did it. It has become obvious that EFTPOS is the way of the new world as we had people donating large sums of money without taking a badge.

In closing I thank the committee, management, and the members for their continued support of myself, and the work that is carried out within the Returned and Services League, Frankston Branch.

Kevin HILLIER OAM
President 2020



Small service held at Beauty Park on Remembrance Day 2020

GENERAL MANAGER'S REPORT



ROB MORRISON

“In presenting my 15th Annual Report for the members of Frankston RSL I do so on the back of a year that was both unusual and challenging for everyone.”

Coming into the year the expectations were high but within a short time a pandemic, an event no one could have predicted, resulted in our Club being shut down for eight months. The combination of the COVID pandemic and the new building works made it very difficult for Committee and Management to effectively operate the business and veteran welfare, whilst staying in contact with you, our members.

Looking back at the COVID pandemic journey we are very fortunate to still be in a strong position in all aspects of our operation. Our healthy financial position from 2019 enabled us to continue paying our ongoing accounts without the income, which included some of the running costs involved with the development. The government jobkeeper/jobseeker programs were also a lifesaver helping us to retain nearly all of our staff.

The Senior Management group were fantastic during the lockdown periods, maintaining contact with all staff from their departments, assisting them with any issues of a personal or business concern. The Group also spent a lot of time getting the start-up procedures in place for when we came back.

The real positive for us with the lockdown was that it gave our builders, HRM, a blank canvas to complete the new renovation without having to work around our current business and it was completed within budget and on time. We have used these builders exclusively since 2005 and again Dave, John and their team were fantastic with their generosity of advice and support, particularly around the lockdown protocols.

The general feedback has been extremely positive but with change we know that some members take a little more time to adjust than others. When designing and building projects like we have just completed, the cost demands that the end result has to meet consumer demands for many years ahead.

Once completed there is always things to adjust and rethink and this will be the norm for the next few months, but the turnover we are currently experiencing suggests that members are enjoying the change.

What would surprise many is that the Committee has already sat down and started to look at the next phase of the Master Plan which will encompass developing the current areas untouched, and also looking at possible new business opportunities. We must remember that the completed renovation was the first part of the plan which took over five years of planning and building, so it is important we commence discussions now on the second part.

Restarting our business in November was a challenge as obviously things had changed dramatically in every sense. What was fantastic for us was the acceptance of our membership to sign up for 2021 and then just get back into the venue and enjoy the new facilities. We can't wait for when the Government allow us to proceed in a normal fashion and we assure you all there will be a lot activity around the venue at that time.

Can I give a special thank you to President Kevin and his Committee for their valuable support through this tough year, particularly the learning of operating Zoom meetings. Also to all my Management team and our wonderful staff thank you for another great year of dedication and commitment to our organisation.

I look forward to catching up with you somewhere around our sensational new club in the near future.

Rob


VENUE DEVELOPMENT

Commencing in 2015, it is very satisfying to have finally completed the massive makeover of our core business. With new facilities and other updated facilities, our club is looking fantastic and the feedback has been very positive.

We thank our Architects BSPN and builders HRM, for their dedication and commitment over the past 12 months.

This part of our Master Plan was to life the quality of our business offer; the next part of the plan will see the Committee and Management focus on other aspects of our club.

Primarily, the focus will be building a Community Hub with the main priority on Health & Wellbeing, function/meeting space and possibly, medical centre facilities. You will be kept up to date as the planning conferences are conducted and forward decisions are made.



OUR COMMUNITY

Unfortunately the COVID Pandemic affected our Community Support Program for 2020. While continuing with necessary welfare, we had to close down most of our community sponsorship / donation support.



Since resuming business, the Committee have approved the recommencing of the program for 2021.

In 2020 our main mission was to complete the Horticultural Precinct for Wallara at Sage's Cottage, this is now completed and we will now switch our main focus in 2021 to the new mental health program, 'Game Changer'.

*(Picture left, Wallara clients working and training within the new Horticultural Precinct at Sage's Cottage, Baxter.
Funded by Frankston RSL)*

FINANCIAL SUMMARY



BRIAN HILL CSC

"The 2020 trading year was a difficult year for the Sub-ranch... Fortunately, the Sub-Branch had started 2020 in a strong financial position and this enabled us to continue to support our wellbeing activities and proceed with the planned redevelopment of the facility. "

The 2020 trading year was a difficult year for the Sub-Branch because of the mandatory closure ordered by the Victoria Government to reduce the spread of COVID-19. This resulted in a loss of \$846,158 for the year.

Fortunately, the Sub-Branch had started 2020 in a strong financial position and this enabled us to continue to support our wellbeing activities and proceed with the planned redevelopment of the facility. Also, because the club was in such a strong position at the end of 2019 and had good trading in the limited time we were allowed to be open, the closing cash at bank at the end of the year was \$2,395,566.52.

The end of 2020 balance includes \$883,728, which has been accumulated to meet our 2022 - 2032 entitlements for the purchase of our poker machines as per State Government terms. These funds will continue to be accumulated through 2021.

The major redevelopment undertaken during 2020 was primarily funded through a bank loan, which at the end of 2020, was \$6,208,800. The loan is still to be finalised but is expected to be just under \$7,000,000.

The loan was paid in to the Building and Patriotic Fund and will be repaid through the fund utilising the rent paid by the Sub-Branch for the use of the building and facilities.

I would like to take this opportunity to thank the Committee and staff, particularly the Finance Manager Lynda Leverington and her assistant Marion Alexander, for all the assistance and help throughout 2020.

Brian Hill CSC
Treasurer

FINANCIAL REPORT

FRANKSTON R.S.L. SUB-BRANCH
A.B.N 12 643 054 953
COMMITTEE'S REPORT

COMMITTEE'S REPORT
31 DECEMBER 2020

Your Committee members submit the financial statements of the Frankston R.S.L. Sub Branch Inc. (the Association) for the financial period ended 31 December 2020.

Committee Members

The names of the Committee members at the date of this report and during the year were:

Kevin Hillier (President)	John Barry (Vice President)
Brent Clyne (Secretary)	Brian Hill (Treasurer)
Tony Grice (appointed 26 March 2020)	Peter Kurley (appointed 11 August 2020)
Lyn Lynch	Kelvin Park

Principle Activities

The role and objective of the Association during the financial year were to serve the interests of its members, veterans, the ex-service community and members of the Australian Defence Force. Principal activities to help achieve and fund the objectives include providing welfare, sub sporting sections clubs, bistro and bar trading and gaming activities.

Significant Changes in the State of Affairs

Coronavirus (COVID-19): The Association was significantly impacted by Victoria Government order issued on the 23rd of March 2020 and 6th of August 2020 as part of the measures to reduce the spread of COVID-19.

Revenue was and is expected to continue to be impacted until COVID-19 is brought under control and restrictions eased.

Other than the above, there were no significant changes in the state of affairs of the Association other than those referred to in the accounts and notes thereto.

Review of Operations and Operating Results

The deficit for the year amounted to \$846,158 (2019: surplus \$121,853).

Refer to the 'Significant Changes in the State of Affairs' section above for further explanation of the impact of COVID-19 on the financial report of the Association for the 2020 financial year.

Events Subsequent to the End of the Reporting Period

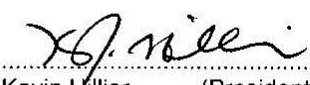
Reference should be made to Note 11 in the financial report, which details the COVID-19 impact on the Association subsequent to year end.


Other than the above, since the end of the financial year no matters or circumstances have significantly affected or may significantly affect the operations of the Association, the result of its operations or the state of affairs of the Association in future financial years.

Auditor's Independence Declaration

A copy of the auditor's independence declaration as required under the section 60-40 of the *Australian Charities and Not-for-Profits Commission Act 2012* is set out on page 3.

Signed in accordance with a resolution of the Members of the Committee.


Kevin Hillier (President)


Brian Hill (Treasurer)

Dated on this 5th day of March 2021

FINANCIAL REPORT

FRANKSTON R.S.L. SUB-BRANCH

ABN 12 643 054 953

STATEMENT OF CASH FLOWS FOR THE YEAR ENDED 31 DECEMBER 2020

	Note	2020 \$	2019 \$
Current Assets			
Cash and Cash Equivalents	3	2,432,263	2,163,293
Inventories	4	74,176	109,231
Prepayments		106,514	108,972
Trade and Other Receivables	5	326,249	1,751,202
Total Current Assets		2,939,202	4,132,698
Non Current Assets			
Plant and Equipment	6	527,862	-
Intangible Assets	7	4,480,803	4,656,771
Right-of-Use Asset	9	1,286,196	2,098,531
Total Non Current Assets		6,294,861	6,755,302
Total Assets		9,234,063	10,888,000
Current Liabilities			
Trade and Other Payables	8	1,015,315	996,540
Lease Liability	9	840,807	799,066
Provisions	10	541,446	570,295
Other Liabilities		108,673	116,637
Total Current Liabilities		2,506,241	2,482,538
Non Current Liabilities			
Trade and Other Payables	8	3,978,189	3,978,189
Lease Liability	9	512,113	1,352,920
Provisions	10	11,789	2,464
Total Non Current Liabilities		4,502,091	5,333,573
Total Liabilities		7,008,332	7,816,111
Net Assets		2,225,731	3,071,889
Equity			
Balance at Beginning of Year		3,071,889	2,950,036
Net (Deficit) / Surplus for the Year After Income Tax		(846,158)	121,853
Total Equity		2,225,731	3,071,889

FINANCIAL REPORT

FRANKSTON R.S.L. SUB-BRANCH

ABN 12 643 054 953

NOTES TO AND FORMING PART OF THE FINANCIAL STATEMENTS FOR THE YEAR
ENDED 31 DECEMBER 2020

2 (Deficit) / Surplus For The Year		2020	2019
		\$	\$
Income			
Bar		905,489	3,118,630
Catering / Dining Room		1,018,720	3,677,418
Gaming		2,739,079	8,988,693
Welfare		3,193	13,297
Bingo / Raffles		21,152	112,359
Donations		8,295	8,066
Commissions		15,519	119,906
Entertainment		18,951	148,635
Interest Received		663	1,357
Sporting Sections		23,864	77,533
Subscriptions		207,195	239,152
ATO - Cash Flow Boost		100,000	-
ATO - Job Keeper		1,768,950	-
Sundry		13,825	220,003
		<u>6,844,895</u>	<u>16,725,049</u>
Expenses			
Cost of Sales		2,641,830	7,248,483
Forgiven Lease Payments		(591,398)	-
Audit Fees		32,460	26,450
Rental Expenses	18	800,000	1,440,000
Wages		3,081,317	4,046,980
Amortisation of Gaming Entitlements		175,968	175,968
Depreciation - Plant and Equipment		41,532	-
Contribution - State Branch		44,431	153,044
Repairs & Maintenance		178,792	206,722
Utilities		214,818	445,309
Other Expenses		1,071,303	2,860,240
		<u>7,691,053</u>	<u>16,603,196</u>
Net Income		<u>(846,158)</u>	<u>121,853</u>
3 Cash and Cash Equivalents			
Current			
Cash at Bank		2,162,348	1,892,153
Cash at Bank for Social Organisations		30,178	32,272
Cash on Hand		239,737	238,868
		<u>2,432,263</u>	<u>2,163,293</u>
4 Inventories			
Current			
Stock on Hand		<u>74,176</u>	<u>109,231</u>

FINANCIAL REPORT

FRANKSTON R.S.L. SUB-BRANCH

ABN 12 643 054 953

DETAILED INCOME STATEMENT FOR THE SUB BRANCH FOR THE YEAR ENDED 31 DECEMBER 2020

	2020 \$	2019 \$
Income		
Bingo Income	10,764	51,222
Commissions	15,519	63,152
Donations	8,295	8,066
Interest Received	663	1,357
R.S.L. Merchandise	670	10,638
Raffles	10,388	61,137
Room Hire	22,544	131,716
Sales	500	-
Social Events	18,951	148,635
Sporting Income	23,864	77,533
Subscriptions & Nomination Fees	207,195	239,152
Sundry Income	(4,163)	77,649
ATO - Cash Flow Boost	100,000	-
ATO - Job Keeper	1,768,950	-
Tab Commission	-	56,754
Total Income	2,178,414	927,011
Less Cost Of Goods Sold		
Cost of Goods Sold	7,779	35,848
Gross Profit	2,170,635	891,163
Expenses		
Advertising	7,341	32,529
Amortisation of Gaming Entitlements	175,968	175,968
Anzac Day Costs	191	(497)
Auditors Remuneration	32,460	26,450
Bands	24,222	132,874
Bank Fees	26,715	77,142
Bar & TAB Expenses	7,958	11,110
Bingo Expenses	6,220	23,060
Capitations	2,686	2,792
Cash Variance	(3)	-
Catering Expenses	36,497	117,085
Cleaning	112,858	219,087
Committee Expenses	18,584	22,245
Computer Expenses	37,483	39,269
Conference Expenses	-	10,489
Consulting Fees	2,659	6,600
Consumables Expense	2,705	22,648
Depreciation	41,532	-
Donations	30,777	86,533

FINANCIAL REPORT

FRANKSTON R.S.L. SUB-BRANCH

ABN 12 643 054 953

DETAILED INCOME STATEMENT FOR THE SUB BRANCH FOR THE YEAR ENDED 31 DECEMBER 2020

	2020	2019
	\$	\$
Flowers and Wreaths	1,278	5,093
Fringe Benefits Tax Expense	4,610	5,129
Hire & Rental Charges	9,533	17,105
Insurance	83,869	78,159
Laundry Expense	2,060	14,071
Member Benefits	-	295
Membership	784	883
Motor Running Costs	4,007	5,478
Payroll Tax	11,530	35,860
Permits & License Expenses	8,208	24,495
Postage	8,083	9,219
Printing & Stationery	24,949	63,046
Promotions General	14,524	135,596
Rent - Frankston R.S.L. Sub-Branch Building	800,000	1,440,000
Patriotic Fund		
Repairs & Maintenance	171,479	197,682
Room Hire Donations	5,564	31,841
Security Monitoring	60,023	91,026
Small Tools Expense	1,887	763
Sporting Costs - Other	63,842	115,010
Staff Amenities	22,682	69,536
Staff Meal and Drinks	906	1,398
Staff Training	152	9,575
Subscriptions	1,157	1,975
Subsidised Meals	160	12,339
Sundry Expenses	24,477	88,071
Sundry Purchases	-	14
Superannuation	38,390	68,144
Telephone - Welfare Committee	218	-
Travel	561	1,470
Utilities	214,593	445,309
Volunteer Expenses	243	2,421
Wages - Employee Provisions Increase	(8,131)	38,385
Wages and Salaries	561,766	727,485
Welfare Bus Expenses	-	175,364
Work Cover Insurance	8,218	15,164
Total Expenses	2,708,475	4,932,785
Net Surplus / (Deficit) Before Income Tax	(537,840)	(4,041,622)
Income Tax Expense	-	-
Net Surplus / (Deficit) For The Year After Income Tax	(537,840)	(4,041,622)

FINANCIAL REPORT

FRANKSTON R.S.L. SUB-BRANCH

ABN 12 643 054 953

DETAILED INCOME STATEMENT FOR **BAR TRADING** FOR THE YEAR ENDED 31 DECEMBER 2020

	2020 \$	2019 \$
Income		
Commissions	-	2,337
Keno Commission	44,578	-
Room Hire	182	864
Sales	844,659	3,103,390
Social Events	-	10,714
Sundry Income	2,177	1,325
Tab Commission	13,893	-
Total Income	905,489	3,118,630
Less Cost Of Goods Sold		
Cost of Goods Sold	365,304	1,277,113
Gross Profit	540,185	1,841,517
Expenses		
Bank Fees	15	-
Bar & TAB Expenses	2,395	6,344
Catering Expenses	2,227	6,454
Cleaning	287	823
Computer Expenses	-	229
Hire & Rental Charges	90	-
Keno Expenses	2,051	8,476
Laundry Expense	4,158	11,211
Payroll Tax	11,403	27,963
Postage	17	-
Promotions General	17	784
Repairs & Maintenance	-	1,071
Small Tools Expense	154	8
Sporting Costs - Other	910	-
Staff Training	-	1,983
Sundry Expenses	3,868	9,412
Superannuation	23,042	69,005
Wages - Employee Provisions Increase	(4,266)	(6,407)
Wages and Salaries	555,592	751,871
Work Cover Insurance	8,127	11,021
Total Expenses	610,087	900,248
Net Surplus / (Deficit) Before Income Tax	(69,902)	941,269
Income Tax Expense	-	-
Net Surplus / (Deficit) For The Year After Income Tax	(69,902)	941,269

FINANCIAL REPORT

FRANKSTON R.S.L. SUB-BRANCH

ABN 12 643 054 953

DETAILED INCOME STATEMENT FOR **CAATERING AND DINING** FOR THE YEAR ENDED
31 DECEMBER 2020

	2020 \$	2019 \$
Income		
Raffles	-	(854)
Sales	1,018,720	3,673,380
Social Events	-	1,400
Sundry Income	-	3,492
Total Income	1,018,720	3,677,418
Less Cost Of Goods Sold		
Cost of Goods Sold	489,393	1,681,463
Gross Profit	529,327	1,995,955
Expenses		
Bar & TAB Expenses	-	12
Catering Expenses	5,429	19,641
Cleaning	35,828	130,145
Conference Expenses	-	18
Flowers and Wreaths	-	227
Hire & Rental Charges	600	2,400
Payroll Tax	29,774	85,544
Printing & Stationery	15	-
Promotions General	5	3,976
Repairs & Maintenance	5,713	6,713
Security Monitoring	-	75
Small Tools Expense	10,850	39,451
Sporting Costs - Other	683	63
Staff Amenities	-	1,207
Staff Training	405	1,194
Subsidised Meals	-	(227)
Sundry Expenses	239	506
Sundry Purchases	-	6
Superannuation	64,260	175,976
Wages - Employee Provisions Increase	(20,035)	16,758
Wages and Salaries	1,450,714	1,878,823
Work Cover Insurance	21,221	34,810
Total Expenses	1,605,701	2,397,318
Net Surplus / (Deficit) Before Income Tax	(1,076,374)	(401,363)
Income Tax Expense	-	-
Net Surplus / (Deficit) For The Year After Income Tax	(1,076,374)	(401,363)

FINANCIAL REPORT

FRANKSTON R.S.L. SUB-BRANCH

ABN 12 643 054 953

DETAILED INCOME STATEMENT FOR TRADING **GAMING ACTIVITIES** FOR THE YEAR ENDED
31 DECEMBER 2020

	2020 \$	2019 \$
Income		
Commissions	-	21,623
Keno Commission	-	155,148
Sales	2,713,433	8,811,637
Sundry Income	25,646	285
Total Income	2,739,079	8,988,693
Less Cost Of Goods Sold		
Cost of Goods Sold	1,779,354	4,254,059
Forgiven Lease Payments	(591,398)	-
Gross Profit	1,551,123	4,734,634
Expenses		
Bar & TAB Expenses	1,492	1,232
Capitations	6,374	36,843
Cash Variance	(85)	868
Catering Expenses	-	71
Cleaning	106	44
Computer Expenses	113	-
Contribution - State Branch	44,431	153,044
Gaming Equipment Expenses	29,417	23,073
Hire & Rental Charges	107	1,445
Payroll Tax	8,236	26,688
Permits & License Expenses	-	23
Printing & Stationery	292	1,433
Promotions General	1,363	6,029
Repairs & Maintenance	-	1,256
Small Tools Expense	7	75
Sporting Costs - Other	1,611	221
Staff Amenities	214	600
Staff Training	1,309	430
Subscriptions	-	23
Sundry Expenses	166	901
Superannuation	17,944	48,674
Travel	76	-
Wages - Employee Provisions Increase	11,653	1,843
Wages and Salaries	401,261	519,674
Work Cover Insurance	5,870	10,413
Total Expenses	531,957	834,903
Net Surplus / (Deficit) Before Income Tax	1,019,166	3,899,731
Income Tax Expense	-	-
Net Surplus / (Deficit) For The Year After Income Tax	1,019,166	3,899,731

FINANCIAL REPORT

FRANKSTON R.S.L. SUB-BRANCH

ABN 12 643 054 953

DETAILED INCOME STATEMENT FOR **WELFARE AND COMMUNITY ACTIVITIES** FOR THE YEAR ENDED
31 DECEMBER 2020

	2020 \$	2019 \$
Income		
Donations	-	500
R.S.L. Merchandise	-	34
Room Hire	-	136
Sundry Income	3,193	12,627
Total Income	3,193	13,297
Less Cost Of Goods Sold	-	-
Gross Profit	3,193	13,297
Expenses		
Anzac Day Costs	(86)	53,297
Bank Fees	45	-
Computer Expenses	238	-
Donations	9,520	13,483
Motor Running Costs	127	-
Payroll Tax	2,407	5,812
Printing & Stationery	32	-
Promotions General	8	377
Repairs & Maintenance	1,600	-
Room Hire Donations	4,500	21,545
Sponsorship	-	741
Sporting Costs - Other	61	287
Subsidised Meals	3,643	20,808
Sundry Expenses	13,761	21,104
Superannuation	5,890	14,304
Telephone - Welfare Committee	1,564	2,553
Travel	-	59
Utilities	225	-
Veterans Entertainment	-	100
Volunteer Expenses	1,649	9,217
Wages - Employee Provisions Increase	1,256	(1,901)
Wages and Salaries	131,507	120,449
Welfare Bus Expenses	4,738	5,796
Work Cover Insurance	1,716	1,428
Total Expenses	184,401	289,459
Net Surplus / (Deficit) Before Income Tax	(181,208)	(276,162)
Income Tax Expense	-	-
Net Surplus / (Deficit) For The Year After Income Tax	(181,208)	(276,162)

FINANCIAL REPORT

FRANKSTON R.S.L. SUB-BRANCH

BUILDING PATRIOTIC FUND ABN 69 737 849 266

STATEMENT OF PROFIT OR LOSS AND OTHER COMPREHENSIVE INCOME

FOR THE YEAR ENDED 31 DECEMBER 2020

	Note	2020 \$	2019 \$
Continuing Operations			
Income			
Interest Received		56	371
Gain / (Loss) on Sale of Assets (Net)		3,481	891
Rent Received - Sub Branch		800,000	1,440,000
Sundry income		1,793	1,864
Total Income		805,330	1,443,126
Expenditure			
Audit Fees		4,800	4,700
Bank Fees & Duties		8,063	-
Depreciation - Building		323,360	290,541
Depreciation - P&E		486,046	358,776
Interest Bank Loan		58,795	-
Welfare Expenditure		53,153	46,964
Sundry		5,605	17,444
Total Expenditure		939,822	718,425
Profit / (Loss) From Continuing Operations Before Income Tax		(134,492)	724,701
Income Tax Expense		-	-
Profit / (Loss) From Continuing Operations After Income Tax		(134,492)	724,701
Other Comprehensive Income			
Items that may be reclassified subsequently to profit or loss		-	-
Items that will not be reclassified subsequently to profit or loss		-	-
Total Comprehensive Income		(134,492)	724,701

FINANCIAL REPORT

FRANKSTON R.S.L. SUB-BRANCH
 BUILDING PATRIOTIC FUND ABN 69 737 849 266
 STATEMENT OF FINANCIAL POSITION
 FOR THE YEAR ENDED 31 DECEMBER 2020

	Note	2020 \$	2019 \$
Current Assets			
Cash and Cash Equivalents	2	279,541	1,593,343
Trade and Other Receivables		213,771	-
Other Assets		348	-
Total Current Assets		<u>493,660</u>	<u>1,593,343</u>
Non-current Assets			
Property, Plant and Equipment	3	16,286,339	10,677,766
Total Non-current Assets		<u>16,286,339</u>	<u>10,677,766</u>
Total Assets		<u>16,779,999</u>	<u>12,271,109</u>
Current Liabilities			
Trade and Other Payables	4	38,658	44,080
Borrowings	5	103,485	1,663,481
Total Current Liabilities		<u>142,143</u>	<u>1,707,561</u>
Non-Current Liabilities			
Borrowings	5	6,208,800	-
Total Non-Current Liabilities		<u>6,208,800</u>	<u>-</u>
Total Liabilities		<u>6,350,943</u>	<u>1,707,561</u>
Net Assets		<u>10,429,056</u>	<u>10,563,548</u>
Equity			
Retained Earnings		10,429,056	10,563,548
Total Equity		<u>10,429,056</u>	<u>10,563,548</u>

FINANCIAL REPORT

FRANKSTON R.S.L. SUB-BRANCH
 BUILDING PATRIOTIC FUND ABN 69 737 849 266
 STATEMENT OF CASH FLOWS
 FOR THE YEAR ENDED 31 DECEMBER 2020

	Note	2020 \$	2019 \$
Cash Flows From Operating Activities			
Receipts from Operations		792,695	1,509,604
Payments to Suppliers		(278,583)	(155,082)
Borrowing Costs		(58,795)	-
Interest Received		56	371
Net Cash Flows From Operating Activities	7(b)	<u>455,373</u>	<u>1,354,893</u>
Cash Flows From Investing Activities			
Payments for Property, Plant and Equipment		(6,417,979)	(448,808)
Net Cash Flows From Investing Activities		<u>(6,417,979)</u>	<u>(448,808)</u>
Cash Flows From Financing Activities			
Proceeds from Borrowings (External)		6,208,800	-
Repayment of Borrowings (Related Party Loans)		(1,559,996)	(7,019)
Net Cash Flows From Financing Activities		<u>4,648,804</u>	<u>(7,019)</u>
Net Increase in Cash Held		(1,313,802)	899,066
Cash At The Beginning Of The Year		<u>1,593,343</u>	<u>694,277</u>
Cash At The End Of The Year	7(a)	<u>279,541</u>	<u>1,593,343</u>

FINANCIAL REPORT

FRANKSTON R.S.L. SUB-BRANCH
 AS AGENT FOR RSL GENERAL APPEALS P F 886
 STATEMENT OF PROFIT OR LOSS AND OTHER COMPREHENSIVE INCOME
 FOR THE YEAR ENDED 31 DECEMBER 2020

	Note	2020 \$	2019 \$
Continuing Operations			
Income			
Donations - General		1,141	14,426
Interest Received		11	47
ANZAC Day Appeal		545	28,339
Remembrance Day Poppy Appeal		43,224	2,178
Grant - DVA		-	720
Total Income		<u>44,921</u>	<u>45,710</u>
Expenditure			
R.S.L. General Appeals Expenditure	2	<u>25,242</u>	<u>106,970</u>
Total Expenditure		<u>25,242</u>	<u>106,970</u>
Profit / (Loss) From Continuing Operations Before Income Tax		19,679	(61,260)
Income Tax Expense		-	-
Profit / (Loss) From Continuing Operations After Income Tax		<u>19,679</u>	<u>(61,260)</u>
Other Comprehensive Income			
Items that may be reclassified subsequently to profit or loss		-	-
Items that will not be reclassified subsequently to profit or loss		-	-
Total Comprehensive Income		<u>19,679</u>	<u>(61,260)</u>

WELFARE

2020 threw it's challenges at us, but our Welfare department & volunteers prevailed.

Our Welfare program took on quite a different look in 2020. As we moved to lockdown in March, Stellar, our Wellbeing Coordinator, along with Committee Members, Welfare Volunteers and Staff, donated their time to bringing our 'Hello' Program to the front.

This program was focused on contacting our older Service Members to say "hello", and to check if they needed any assistance in any way.

At the start of our first lockdown, contact was made with 847 service members, ranging in age from 70 to over 100 years. From March, right through to November 2020, 498 follow up phone calls were made to those who indicated they were in need of assistance.

These phone calls enabled the volunteers to arrange the delivery of groceries (sourcing toilet paper at the height of the panic buying was critical!), transport to required appointments, Pension Advocate referrals, Welfare Advocate referrals to assist with home help packages, health services and some just to have someone to have a chat with.

We would like to give a heartfelt thanks to those who volunteered their time while in lockdown, to make these phone calls and arrange the assistance where needed.

Due to the landscape of 2020, some welfare and wellbeing services were impacted, including our PARC exercise groups stopping from March 2020, we hope to welcome this program back as we move through 2021.

Our Welfare advocates continued to have, on average, 5 interviews/phone calls with each client across 2020, 96.5 volunteer hours were logged as hospital & home visits for the times in 2020 when these could be conducted and approx. 480 lawns were mowed across the year!



Towards the end of 2020, as restrictions eased, our lovely ladies from the home & hospital visitation group, spent many hours shopping for and wrapping their annual Christmas care packages. We are glad to report they were able to deliver 447 parcels!

We would like to thank all those involved in our welfare programs and initiatives in the past 12 months, we look forward to continuing and growing these services in 2021.

(Left: the Welfare Ladies busily wrapping 447 Christmas parcels)

2020 WELFARE at a GLANCE



7445.52
Volunteer hours
Logged in 2020



\$108940
Raised while in lockdown for
the ANZAC Appeal



\$37,127.99
Raised for the Poppy
Appeal



480
Lawns mowed for
Veterans



1042
Welfare calls made while
in lockdown



447
Christmas Care
Packages delivered

VALES 2020

KENNETH LUDGATE

CHRISTOPHER READ

ROBERT OWENS

ANTHONY GUEST

PETER HAYTHORPE

PETER MAUGHAN

ALAN WARDLEY

PEGGY DAVIDSON

DOUGLAS PURKISS

GERALD HONEYWILL

DESMOND RITTMAN

JOHN DAVIES

SYLVIA GLENN

ALAN CLARK

LEONARD TROUSE

WILLIAM DAVIES

KEITH SAMBROOK

RAYMOND HARVEY

KENNETH HOLMES

FREDERICK REID

WILLIAM STEWART

WILLIAM LUMLEY AM

JAMES HANNA

WILLIAM UPHAM

GODFREY ATKINS

PETER GRANT

JAMES NEILSEN

MICHAEL KNIGHT

ALICE PRICE

LILLIAN COATE

SARAH LEIGHTON

DAVID JONES

ASHLEY MASON

LES HURLSTONE

RITA WORSFIELD



FRANKSTON RSL LIFE MEMBERS

J F AKEROYD AM*

F ANDERSON*

J W ARNEY*

E BARRETT*

K BETTLES*

P A BRISCOE*

R G BROWN*

H CAMERON*

F C CAREY*

F CLAYTON*

A COLE*

REV V COLLINS OAM*

B CLYNE

J P DEIGHTON AM MC*

T L DICKMAN*

DH FOWLER*

A C GARDINER*

H R GILHAM*

E J GOLDSMITH*

B HICKMAN

K HILLIER OAM

A F HOLMES*

A M HORSBURGH OAM*

E M HUGHES*

W G INDIAN*

B JOHNS*

A JOHNSON*

P R KENNEDY*

W LESLIE*

P M LOUREY*

S C LOVELL*

R W F MCCARTHY*

C A MCKENZIE*

R H MCLELLAND

R MORRISON

A C MURPHY*

D F NICOLL*

D A PATTERSON*

A PAXINO*

E C PEARCE*

J L PRATT*

S PRENDERGAST*

W R PULLING*

F A SEWELL*

A SHOUT*

J SLATTERY*

J SMITH*

L W STREETS OAM*

L V SWANSON*

C L THURKLE*

G M WALKER*

S U WALKER*

R W WHEELER OAM*

A WHITWORTH*

* DECEASED

Frankston RSL Sub-Branch

183 Cranbourne Rd Frankston Vic 3199

PO Box 3168 Frankston East Vic 3199

(03) 8792 4400

www.frankstonrsl.com.au

reception@frankstonrsl.com.au

@FrankstonRSL

